




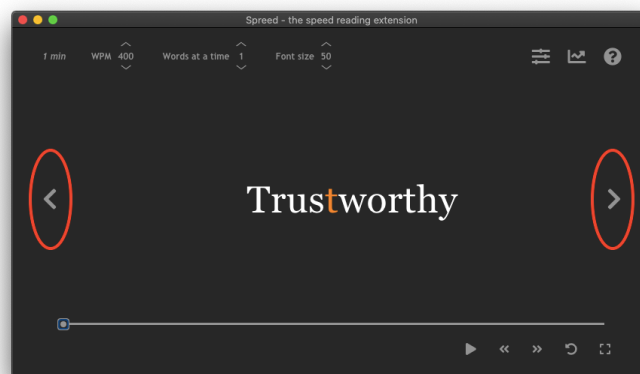


Welcome to the SwiftRead PDF Reader

1. Open your PDF document by using the “Open File” button: 
2. Click the **orange** SwiftRead button in the top left (), or press the open SwiftRead hotkey (Alt + V by default) to start SwiftReading the PDF's text.
3. (optional) If SwiftRead seems to be “merging together” or “splitting apart” words from the PDF, adjust the “word spacing”  to help SwiftRead recognize whole words better
4. If your PDF has multiple pages, click the “left” () and “right” () icons in the SwiftRead window to turn the PDF page backwards and forwards, and automatically start SwiftReading the new page.

Click the left and right arrow icons to turn the PDF page from within the SwiftRead window:



If you have any questions, reach out to help@swiftread.com.

Happy SwiftReading!