



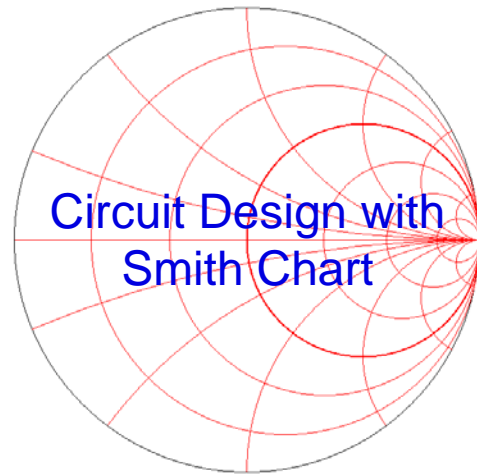
Burgdorf, May 2010

Smith V3.10

Overview














The software is split in two parts:

Smith-Chart and **S-Plot**











Smith-Chart

Features:

-  Matching ladder networks with capacitors, inductors, resistors, transformers, serial transmission lines and open or shorted stubs
-  Free settable normalization impedance for the Smith-Chart
-  Circles and contours for stability, noise figure, gain, VSWR and Q
-  Edit element values after insertion
-  Sweep versus frequency or datapoints
-  Serial transmission line with loss
-  Export datapoint and circle info to ASCII-file for post-processing in spreadsheets or math software
-  Import datapoints from S-parameter files (Touchstone, CITI, EZNEC)
-  Undo- and Redo-Function
-  Save and load designs (licensed version only)
-  Print Smith-Chart, schematic, datapoints, circles and S-Plot graphs
-  Copy to clipboard for documentation purposes
-  Settings for color and line widths for all graphs

S-Plot

Features:

-  Read S-Parameter - Files in Touchstone[®] -, CITI- and EZNEC- Format
-  Graphical display of s_{11} , s_{12} , s_{21} and s_{22}
-  Graphical display and listing of MAG (maximum operating power gain), MSG (maximum stable gain), stability factor k , μ and returnloss.
-  Linear or logarithmic frequency axis.
-  Cursor readout at gain and return loss graphs.
-  Convert and export S-Parameter to normalized or unnormalized H-, Z-, Y- or A-Parameters in Touchstone[®] - Format files.
-  Export s_{11} or s_{22} to Smith-Chart
-  Print all graphics or listings

System requirements:

Windows XP, Windows Vista, Windows 7
.NET Framework 3.5

License

Without the file 'smith.key' (in the same directory as 'smith.exe') the application will work in demo mode only. The demoversion may be freely distributed. More information can be found in the about box.

In the demoversion the following functions are disabled:

- Save project
- Save project As
- Save netlist

Furthermore the demoversion is limited to 5 datapoints and 5 elements.

Commercial licenses of Smith with full capabilities are priced to US\$ 100.

Licenses for universities, students and Ham's with callsign are priced to US\$ 70.

Demoversion and additional documents related to the Smith-Chart can be downloaded at
www.fritz.dellsperger.net

If you like to get the licensed version please send a mail to:

Bern University of Applied Sciences

Engineering and Information Technology

Electrical- and Communication Technology

Prof. F. Dellsperger

Jlcoweg 1

CH-3400 Burgdorf

Switzerland

Fax. ++41 34 426 68 13

e-mail fritz.dellsperger@bfh.ch

fritz@dellsperger.net

www.fritz.dellsperger.net